


# antibodies

for epigenetics and gene regulation



- Chromatin Modifiers
- DNA Methylation
- Histones
- Transcription Regulation

# Highly Characterized Antibodies for Epigenetics and Gene Regulation

At Active Motif, we are committed to providing the highest-quality antibodies for studying epigenetics in the context of histone and DNA modifications. Our antibodies are manufactured in-house, and undergo rigorous development and validation procedures to ensure their quality and performance. Our extensive, novel portfolio of monoclonal,

polyclonal and AbFlex® recombinant antibodies are validated for the applications you need – chromatin immunoprecipitation (ChIP), ChIP-Seq, Western blot, and Immunofluorescence.

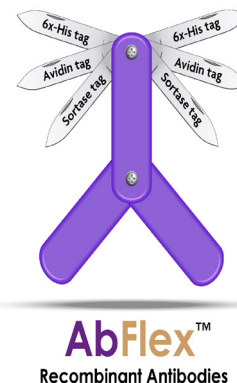
To browse our complete list of antibodies and application data, please visit [www.activemotif.com/abs](http://www.activemotif.com/abs).

## AbFlex® Recombinant Antibodies *uniquely designed for multiple labeling methods*

AbFlex® antibodies are recombinant antibodies (rAbs) that have been generated using defined DNA sequences to produce highly specific, reproducible antibodies. The unique advantages of the AbFlex® antibody are its flexible labeling and purification options. Each AbFlex® antibody contains a Sortase recognition motif (LPXTG) to covalently add fluorophores, enzymatic substrates (e.g., HRP), peptides, DNA, drugs, or other labels to the antibody in a directed and reproducible manner. Every antibody also contains a 6xHis tag, which can be used with nickel-based

purification systems, and an avidin tag sequence for enzymatic biotin conjugation using the biotin ligase, BirA.

AbFlex is available for a range of Histone Markers, DNA Methylation, and Transcription Factors.



## Sortag-IT™ Labeling Kits *for site-specific conjugation to AbFlex® rAbs*

Sortag-IT™ Labeling Kits are designed for site-specific labeling of Active Motif's highly specific AbFlex® recombinant antibodies (rAb) via the Sortase tag recognition sequence (LPXTG) that is incorporated into the heavy chains of each

AbFlex antibody. Directly conjugate fluorophores, enzymes (HRP, AP), biotin, peptides, DNA, carbohydrates or other labels to the terminal end of the heavy chain to ensure the antigen binding site remains available for target recognition.

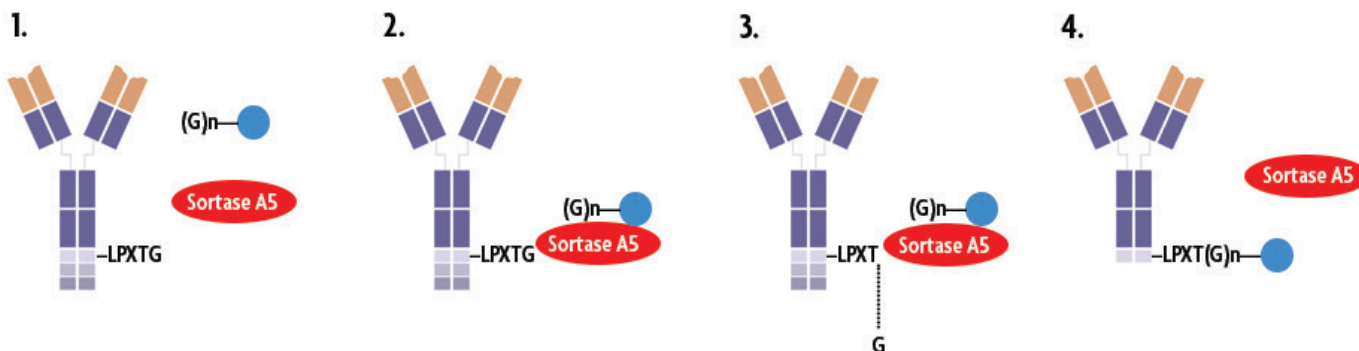


FIGURE: Sortase A belongs to a family of transpeptidases found in Gram-positive bacteria that catalyze the attachment of poly-Glycine (G)<sub>n</sub> labels to the sortase recognition sequence. The Sortag-IT Labeling Kits use Active Motif's Sortase A5 pentamutant from *Staphylococcus aureus* that is significantly more active than wild-type Sortase to provide a faster, more efficient labeling reaction.

Simply add your AbFlex antibody with the poly-Glycine label, add Sortase A5 and incubate for approximately 1 hour. Purification columns are included to remove excess label and Stop Solution is provided to inactivate the Sortase A5 enzyme. Labeled antibodies are ready for downstream analysis.

**APPLICATION KEY:** ChIP = Chromatin Immunoprecipitation; DB = Dot Blot; ELISA = Enzyme-linked Immunosorbent Assay; EMSA = Electrophoretic Mobility Shift Assay; FC = Flow Cytometry; ICC = Immunocytochemistry; IF = Immunofluorescence; IHC = Immunohistochemistry; IP = Immunoprecipitation; MeDIP = Methyl-DNA Immunoprecipitation; TR-FRET = Time-Resolved Fluorescence Resonance Energy Transfer; WB = Western Blotting

Description	Applications	Cat. No.	Description	Applications	Cat. No.
<b>CHROMATIN MODIFIERS</b>					
AbFlex® HDAC3 (rAb)	WB	91199	CHD2 (pAb)	WB	39363
AbFlex® JMJD2A (rAb)	ELISA, WB	91143	CHD3 (mAb)	ICC, IF, IP, WB	61469
AbFlex® JMJD2B / KDM4B (rAb)	IP, WB	91305	Chd5 (mAb)	ICC, IF, WB	61683
AbFlex® KDM5A (rAb)	ChIP-Seq, WB	91211	CoREST (pAb)	WB	39955
AbFlex® Mi-2 beta (CHD4) (rAb)	WB	91275	CTCF (pAb)	ChIP, ChIP-Seq, EMSA, ICC, IF, IHC, WB	61311
AbFlex® Mili / PiwiL2 (rAb)	WB	91253	CUL4B (pAb)	WB	61445
AbFlex® N6-Methyladenosine (m6A) (rAb)	DB, IP	91261	Dicer (mAb)	WB	39817
AbFlex® Nucleolin antibody (rAb)	WB	91231	DMAP1 (pAb)	IP, WB	61675
AbFlex® Rad21 antibody (rAb)	IF, WB	91245	DOTIL (pAb)	WB	39953
AbFlex® SMARCA1 / SNF2L1 (rAb)	WB	91225	Drosha (pAb)	IP, WB	39783
AbFlex® Suz12 (rAb)	IP	91163	EED (mAb)	ChIP, ChIP-Seq, IHC	61203
AATF / Che-1 (mAb)	IF, WB	61789	ELP3 (pAb)	WB	39949
Acf1 (pAb)	ICC, IF, WB	39721	EuHMT1 (pAb)	WB	39777
ACTL6B (pAb)	WB	61691	GCN5 (pAb)	IP, WB	39831
AEBP2 (pAb)	WB	61539	HDAC1 (mAb)	ChIP, ICC, IF, IHC, IP, WB	39531
Ago1 (mAb)	IP, WB	61071	HDAC2 (mAb)	ChIP, ICC, IF, WB	39533
Ago1/2/3 (mAb)	ChIP, ICC, IF, IHC, IP, WB	39937	HDAC3 (pAb)	ChIP, WB	40968
Ago2 (mAb)	ICC, IF, IP, WB	39853	HDAC4 (pAb)	ChIP, ChIP-Seq, WB	40969
Ago3 (mAb)	ChIP, ICC, IF, IP	39787	HDAC5 (pAb)	ChIP, IP, WB	40970
Ago4 (mAb)	IP, WB	39855	HDAC6 (pAb)	ChIP, WB	40971
AIB1 / SRC-3 (pAb)	ChIP, WB	39797	HDAC9 (pAb)	WB	39793
AIB3 (pAb)	IHC, WB	39835	HDAC11 (pAb)	WB	39208
APOBEC2 (pAb)	WB	39985	HIPK1 (mAb)	ICC, IF	39725
ASH2L (pAb)	ChIP, ChIP-Seq, WB	39099	HIPK2 (mAb)	ICC, IF, IHC, IP, WB	39677
Aurora B (pAb)	ICC, IF, WB	39261	HIRA (mAb)	ICC, IF, WB	39557
BAP1 pAb)	WB	61501	HMG-1 (pAb)	WB	39551
BAZ2A (pAb)	WB	61707	HMGA1 (pAb)	ICC, IF, WB	39615
beta-Catenin (pAb)	IP, WB	61487	HMGA2 / HMGI-C (pAb)	IP, WB	61041
BLIMP1 / PRDM1 (pAb)	WB	61053	HMGN1 (pAb)	IP, WB	39833
BMI-1 (mAb)	ChIP, ChIP-Seq, IF, IHC, WB	39993	HPI gamma phospho Ser93 (pAb)	WB	39655
Boris / CTCFL (pAb)	ChIP, ChIP-Seq, WB	39851	HPIβ (pAb)	WB	39295
BRD2 (pAb)	ChIP, ChIP-Seq	61797	HPI α (mAb)	ICC, IF, IP, WB	39979
BRD3 (pAb)	ChIP, ChIP-Seq, WB	61489	ING1 (mAb)	ICC, IF, WB	61459
BRD4 (pAb)	ChIP, ChIP-Seq, IHC, WB	39909	JARID1C / KDM5C (pAb)	WB	39263
BRD8 / SMAP2 (pAb)	ChIP, ChIP-Seq, WB	61007	JMJD2A (mAb)	WB	39815
BRD9 (pAb)	ChIP, ChIP-Seq, IHC, IP, WB	61537	JMJD2B / KDM4B (pAb)	ICC, IF, IP, WB	61221
CABINI (pAb)	IP, WB	61597	JMJD2D (pAb)	WB	39247
CAF-1 p150 (mAb)	ICC, IF, IP, WB	39997	JMJD2F (pAb)	WB	39257
CAF-1 p60 (mAb)	ICC, IF, IP, WB	39995	JMJD3 / KDM6B (mAb)	WB	61387
CARM1 (pAb)	ChIP, IHC, IP, WB	39251	JMJD6 (pAb)	WB	61493
Cas9 (mAb)	ChIP, ICC, IF, IP, WB	61577	KAT5 (pAb)	WB	61545
CBX8 (pAb)	WB	61237	KDM1B / LSD2 (pAb)	WB	61457
CHD1 (mAb)	ICC, IF, WB	39989	KDM4C (pAb)	WB	61687
			KMT2E (MLL5) (pAb)	WB	61447

The lists above are a small subset of our over 700 antibodies, > 80% of which are available in a **convenient sample size**.

For an up-to-date list of all available antibodies, please visit [www.activemotif.com/abs](http://www.activemotif.com/abs).

Description	Applications	Cat. No.
<b>CHROMATIN MODIFIERS, continued</b>		
L3MBTL1 (pAb)	ChIP, WB	39182
L3MBTL2 (pAb)	IP, WB	39569
Lamin A, mature (mAb)	ICC, IF, IP, WB	39961
Lamin A/C (mAb)	ICC, IF, WB	39287
Lamin B1 (pAb)	WB	39095
LAP2 alpha (mAb)	WB	39267
LSD1 / KDM1A (pAb)	ChIP, IP, WB	39186
LSH (pAb)	WB	61595
Menin (pAb)	ChIP, ChIP-Seq, WB	61005
MEP50 (pAb)	WB	39190
Mi-2 (mAb)	IF, IP, WB	61463
Mi-2 beta (pAb)	ICC, IF, IHC, WB	39289
Mili / PiwiL2 (mAb)	ICC, IF, IP, WB	61143
MINA (pAb)	WB	61713
MLL / HRX (pAb)	ChIP, ChIP-Seq, ICC, IF, IP, WB	61295
MMSET / WHSC1 (mAb)	ICC, IF, WB	39879
MOF / MYST1 (pAb)	ICC, IF, WB	61245
MRG15 (pAb)	WB	39361
MTA2 (pAb)	WB	39359
Nap1 (pAb)	IF, WB	39577
NAPIL1 (pAb)	WB	39841
NCAPH2 (mAb)	ICC, IF, WB	61681
NCoA4 / ELE1 (pAb)	WB	39895
Nucleophosmin (pAb)	WB	39849
O-GlcNAc (mAb)	IP, WB	61453
OGT/O-GlcNAc transferase (pAb)	ChIP, ChIP-Seq, WB	61355
p300 (mAb)	ChIP, ChIP-Seq, ICC, IF, IP, WB	61401
PARP-1 C-terminal (pAb)	ChIP, ChIP-Seq, WB	39561
PARP-1 N-terminal (pAb)	ChIP-Seq, IP, WB	61639
PARP-2 (pAb)	ChIP, IF, IP, WB	39743
PCL2 (mAb)	WB	61153
PEL1 (pAb)	WB	61263
Phc1 (mAb)	ICC, IF, IP, WB	39723
Phc2 (mAb)	ChIP, ICC, IF, IP, WB	39661
PHF20 (pAb)	WB	61123
PHF6 (pAb)	WB	61807
PHF8 (pAb)	WB	39711
PKC-B (pAb)	WB	61733
PKM2 (pAb)	WB	61423
PRMT2 (pAb)	ICC, IF, WB	61491
PRMT5 (pAb)	ChIP-Seq, WB	61001
PRMT6 (pAb)	WB	61003
Rad21 (mAb)	ICC, IF, WB	39383
RAP1 / TERF2IP (pAb)	IP, WB	61069
RB1 (pAb)	IP, WB	61585

Description	Applications	Cat. No.
RbAp46/48 (pAb)	ChIP, WB	39198
RBBP5 (pAb)	ChIP, ChIP-Seq, WB	61405
REST (pAb)	WB	61571
RING1 (pAb)	WB	61517
Ring1B (mAb)	ChIP, ChIP-Seq, ICC, IF, IP, WB	39663
Rsf1 (pAb)	WB	39579
RUVBL1 (pAb)	WB	61711
SAP30 (pAb)	ChIP, ChIP-Seq, WB	39731
SATB1 (pAb)	WB	39839
SET8 / PR-SET7 antibody (pAb)	WB	61009
SETD7 / SET7 antibody (pAb)	WB	61451
SFMBT1 antibody (pAb)	ChIP, ChIP-Seq, IF, IP, WB	61759
SIN3A antibody (pAb)	ChIP, WB	39865
SMARCA1 / SNF2L1 (mAb)	IHC, WB	61465
SMARCA2 / BRM (mAb)	ChIP, ICC, IF, WB	39805
SMARCA4 / BRG1 (mAb)	ICC, IF, WB	39807
SMARCA5 (mAb)	ChIP, ICC, IF, IP, WB	39543
SMARCAL1 / HARP (mAb)	IP, WB	61115
SMARCB1 antibody (mAb)	ICC, IF, WB	61649
SMARCC1 / BAF155 (pAb)	ICC, IF, WB	61409
SMARCC2 / BAF170 (pAb)	ICC, IF, WB	61471
SMARCE1 (pAb)	WB	61729
SMC1- $\alpha$ (pAb)	ChIP-Seq, IP, WB	61067
SMC3 (pAb)	WB	61131
SMC4 (pAb)	IP, WB	61129
SMRT / NCoR2 (pAb)	WB	39845
Smyd3 (pAb)	IHC, WB	61407
SNF5 (pAb)	WB	39775
STAG1 (pAb)	WB	61561
SUV39H1 (mAb)	ChIP, ICC, IP, WB	39785
Suz12 (pAb)	ChIP, ChIP-Seq, IF, WB	39357
TRF2 (pAb)	IP, WB	39223
TRIM24 (pAb)	IP, WB	61551
Ubn1 (pAb)	WB	39869
Uhrf1 (mAb)	ICC, IF, IHC, IP, WB	61341
WDR5 (pAb)	WB	61485
WRN (mAb)	ICC, IF, IHC, WB	61169

Description	Applications	Cat. No.
<b>DNA METHYLATION</b>		
AbFlex® 5-methylcytosine (rAb)	DB, MeDIP	91187
AbFlex® N6-Methyladenosine (m6A) (rAb)	DB, IP	91261
AbFlex® TET1 (rAb)	ChIP-Seq	91171
3-Methylcytosine (3-mC) (pAb)	DB, ICC, IF	61179
5-Carboxylcytosine (5-caC) (pAb)	DB, ICC, IF, IHC, WB	61225

The lists above are a small subset of our over 700 antibodies, > 80% of which are available in a **convenient sample size**.

For an up-to-date list of all available antibodies, please visit [www.activemotif.com/abs](http://www.activemotif.com/abs).

Description	Applications	Cat. No.
<b>DNA Methylation, continued</b>		
5-Formylcytosine (5-fC) (pAb)	DB, ICC, IF, IHC, WB	61223
5-Hydroxymethylcytosine (5-hmC) (mAb)	DB, ICC, IF, IHC, MeDIP	39999
5-Hydroxymethylcytosine (5-hmC) (pAb)	DB, FC, ICC, IF, IHC, MeDIP	39769
5-Hydroxymethylcytosine (5-hmC) (rAb)	DB, IF, IHC	91309
5-mCpA (mAb)	DB	61783
5-Methylcytosine (5-mC) (mAb)	DB, ELISA, ICC, IF, IHC, MeDIP, WB	39649
5-Methylcytosine (5-mC) (pAb)	ChIP, DB, IHC, MeDIP	61255
APOBEC2 (pAb)	WB	39985
DNMT1 (mAb)	ChIP, IHC, IP, WB	39204
DNMT1 (pAb)	IF, IP, WB	39905
DNMT1 monomethyl Lys142 (pAb)	WB	61497
DNMT3A (mAb)	ChIP, IHC, WB	39206
DNMT3A (pAb)	IHC, WB	39897
DNMT3A dimethyl Lys44 (pAb)	WB	61323
DNMT3B (mAb)	WB	61503
DNMT3B (pAb)	WB	39899
DNMT3L (pAb)	WB	39907
HP1 gamma phospho Ser93 (pAb)	WB	39655
HP1 $\alpha$ (pAb)	WB	39295
HP1 $\beta$ (mAb)	ICC, IF, IP, WB	39979
MBD1 (mAb)	WB	39215
MBD1 (pAb)	WB	39857
MBD2 (pAb)	WB	39547
MBD3 (mAb)	WB	39216
MBD4 (pAb)	WB	39217
MeCP2 (mAb)	ChIP, ICC, IF, IHC, IP, WB	61285
MeCP2 (pAb)	WB	39188
MeCP2 phospho Ser80 (pAb)	WB	39733
TDG / Thymine-DNA glycosylase (pAb)	WB	61437
Tet1 (mAb)	ChIP-Seq, ICC, IF, IP, WB	61741
Tet1 (pAb)	ChIP, ChIP-Seq, IHC	61443
Tet2 (mAb)	IP, WB	61389
Tet3 (mAb)	ICC, IF, IP, WB	61743
Tet3 (pAb)	ChIP, WB	61395
Uhrf1 (mAb)	ICC, IF, IHC, IP, WB	61341
Uhrf1 (pAb)	WB	39625

Description	Applications	Cat. No.
<b>HISTONES</b>		
AbFlex® Histone H3, C-terminal (rAb, Mouse)	WB	91297
AbFlex® Histone H3, C-terminal (rAb, Rabbit)	ChIP, WB	91299
AbFlex® Histone H3.3 (rAb)	ChIP-Seq, WB	91191
AbFlex® Histone H3K27ac (rAb)	ChIP-Seq, ELISA, WB	91193

Description	Applications	Cat. No.
AbFlex® Histone H3K27me3 (rAb)	DB, WB	91167
AbFlex® Histone H3K36me3 (rAb)	ChIP, ChIP-Seq, WB	91265
AbFlex® Histone H3K4me0 (rAb, mouse)	DB, WB	91267
AbFlex® Histone H3K4me0 (rAb, rabbit)	DB, WB	91317
AbFlex® Histone H3K4me1 (rAb)	WB	91289
AbFlex® Histone H3K4me2 (rAb)	ChIP, ChIP-Seq, WB	91321
AbFlex® Histone H3K4me3 (rAb)	ChIP, ChIP-Seq, DB, WB	91263
AbFlex® Histone H3K56ac (rAb)	ChIP-Seq, ELISA	91127
AbFlex® Histone H3K9ac (rAb)	ChIP, ChIP-Seq, ELISA, ICC, IF, WB	91103
AbFlex® Histone H3K9me0 (rAb)	ChIP, ChIP-Seq, ELISA, ICC, IF, WB	91155
AbFlex® Histone H4 (rAb)	WB	91295
AbFlex® Histone H4K20me1 (rAb)	WB	91291
AbFlex® Histone H4K20me3 (rAb)	ChIP, ChIP-Seq, ELISA, ICC, IF, WB	91107
AbFlex® Histone H4K5ac/K8ac (rAb)	ChIP, ChIP-Seq, DB, ELISA, WB	91319
Histone H1 (mAb)	ChIP, ChIP-Seq, IF, IP, WB	61785
Histone H1 (pAb)	ICC, IF, WB	39707
Histone H1 (pAb)	WB	61201
Histone H1.0 (pAb)	WB	61417
Histone H1.5S17ph (pAb)	DB, WB	61107
Histone H2A (pAb)	WB	39209
Histone H2A (pAb)	ChIP, IP, WB	39235
Histone H2A (pAb)	ChIP, WB	39945
Histone H2A, acidic patch (pAb)	ChIP, WB	39111
Histone H2A, C-terminal (pAb)	IF, WB	39591
Histone H2A.J (pAb)	DB, WB	61793
Histone H2A.X (pAb)	ChIP, ICC, IF, WB	39689
Histone H2A.XS139ph (pAb)	ICC, IF, WB	39117
Histone H2A.XS139ph (rAb)	ICC, WB	91313
Histone H2A.XY142ph (pAb)	DB, WB	61617
Histone H2A.Z (pAb)	ChIP, ChIP-Seq, DB, IF, WB	39113
Histone H2A.Z (pAb)	ChIP, ChIP-Seq, DB, ICC, IF, WB	39943
Histone H2A.Z.2.2 (mAb)	WB	61737
Histone H2A/H4S1ph (pAb)	DB, WB	39115
Histone H2AK5ac (pAb)	WB	39107
Histone H2AK9ac (pAb)	DB, WB	39109
Histone H2AQ104me1 (pAb)	DB, WB	61605
Histone H2AS129ph (pAb)	ChIP, DB, WB	39271
Histone H2AT120ph (pAb)	DB, WB	39391
Histone H2AT120ph (pAb)	DB, IF, WB	61195
Histone H2Av (mAb)	ChIP, WB	61751
Histone H2Av (pAb)	ChIP, ChIP-Seq, WB	39715
Histone H2B (pAb)	WB	39125
Histone H2B (pAb)	ChIP, WB	39237
Histone H2B (pAb)	WB	39947
Histone H2BK120ac (pAb)	ChIP, ChIP-Seq, DB, IF, WB	39119

The lists above are a small subset of our over 700 antibodies, > 80% of which are available in a **convenient sample size**.

For an up-to-date list of all available antibodies, please visit [www.activemotif.com/abs](http://www.activemotif.com/abs).



Description	Applications	Cat. No.
<b>HISTONES, continued</b>		
Histone H2BK120ub1 (mAb)	ChIP, WB	39623
Histone H2BK12ac (pAb)	ChIP, DB, IF, WB	39669
Histone H2BK15ac (pAb)	WB	61321
Histone H2BK16ac (pAb)	ChIP, WB	39121
Histone H2BK46ac (pAb)	ChIP, WB	39571
Histone H2BK46me2 (pAb)	DB, ICC, IF, WB	39567
Histone H2BK5ac (pAb)	ChIP, ChIP-Seq, DB, IF, WB	39123
Histone H2BK5me1 (pAb)	DB, WB	61439
Histone H2BS14ph (mAb)	ICC, IF, WB	61011
Histone H3 (mAb)	ChIP, ChIP-Seq, ICC, IF, WB	39763
Histone H3 (pAb)	ChIP-Seq, WB	61799
Histone H3, C-terminal (pAb)	ELISA, WB	39451
Histone H3.1 / 3.2 (mAb)	ChIP, ChIP-Seq, ICC, IF, WB	61629
Histone H3.1S28ph (mAb)	ICC, IF, WB	61697
Histone H3.3K27M (pAb)	WB	61803
Histone H3.3S31ph (mAb)	ICC, IF, WB	61671
Histone H3.3S31ph (pAb)	DB, IF, WB	39637
Histone H3.cs1 (pAb)	WB	39573
Histone H3.X/Y (mAb)	ICC, IF, WB	61161
Histone H3ac (pan-acetyl) (pAb)	ChIP, ChIP-Seq, DB, WB	39139
Histone H3ac (pan-acetyl) (pAb)	ChIP, DB, IF, WB	61637
Histone H3K122me1 (pAb)	DB, WB	39367
Histone H3K14ac (mAb)	ChIP, ChIP-Seq, WB	61433
Histone H3K14ac (pAb)	ChIP, ChIP-Seq, DB, IF, WB	39599
Histone H3K14ac (pAb)	ChIP, DB, WB	39697
Histone H3K14me1 (pAb)	DB, IF, WB	61509
Histone H3K14me2 (pAb)	WB	39349
Histone H3K14me3 (pAb)	DB, WB	61549
Histone H3K18ac (pAb)	IF, WB	39129
Histone H3K18ac (pAb)	ChIP, DB, ICC, IF, IHC, WB	39587
Histone H3K18ac (pAb)	ChIP, ChIP-Seq, DB, ICC, IF, WB	39755
Histone H3K18me1 (pAb)	DB, WB	39667
Histone H3K23ac (pAb)	ChIP, DB, ICC, IF, IP, WB	39131
Histone H3K23me1 (pAb)	DB, ICC, IF, WB	39387
Histone H3K23me2 (pAb)	ChIP, DB, ICC, IF, WB	39653
Histone H3K23me3 (pAb)	DB, ICC, IF	61499
Histone H3K23pr (pAb)	DB, WB	61397
Histone H3K27ac (mAb)	ChIP, ChIP-Seq, DB, ICC, IF, WB	39685
Histone H3K27ac (pAb)	ChIP, ChIP-Seq, DB, WB	39135
Histone H3K27ac (pAb)	ChIP, ChIP-Seq, DB, ICC, IF, IHC, WB	39133
Histone H3K27me1 (mAb)	ChIP, ChIP-Seq, DB, ICC, IF, WB	61015
Histone H3K27me1 (pAb)	DB, ICC, IF, WB	39377
Histone H3K27me2 (mAb)	ChIP, ChIP-Seq, WB	61435
Histone H3K27me2 (pAb)	ChIP, ChIP-Seq, DB, ICC, IF, WB	39245

Description	Applications	Cat. No.
Histone H3K27me2 (pAb)	DB, ICC, IF, WB	39919
Histone H3K27me2me3 (mAb)	ChIP, ICC, IF, WB	39536
Histone H3K27me2me3 (mAb)	ChIP, ChIP-Seq, IF, WB	39535
Histone H3K27me3 (mAb)	ChIP, ChIP-Seq, DB, ICC, IF, WB	61017
Histone H3K27me3 (pAb)	ChIP, DB, ICC, IF, IP, WB	39156
Histone H3K27me3 (pAb)	ChIP, ChIP-Seq, DB, ICC, IF, IHC, WB	39155
Histone H3K36ac (pAb)	ChIP, ChIP-Seq, DB, ICC, IF, WB	39379
Histone H3K36me1 (pAb)	DB, WB	61351
Histone H3K36me2 (mAb)	ChIP, DB, IF, WB	61019
Histone H3K36me2 (pAb)	ChIP, ChIP-Seq, DB, ICC, IF, WB	39255
Histone H3K36me3 (mAb)	ChIP, ChIP-Seq, DB, IF, WB	61021
Histone H3K36me3 (pAb)	ChIP, ChIP-Seq, DB, ICC, IF, WB	61101
Histone H3K37ac (pAb)	DB, IF, WB	61587
Histone H3K4ac (pAb)	ChIP, ChIP-Seq, DB, ICC, IF, WB	39381
Histone H3K4ac (pAb)	ChIP, ChIP-Seq, DB, WB	61809
Histone H3K4K9K18 (pan-biotinylated) (pAb)	DB, ICC, IF, WB	61391
Histone H3K4me1 (mAb)	ChIP, ChIP-Seq, DB, WB	39635
Histone H3K4me1 (pAb)	ChIP, ChIP-Seq, DB, ICC, IF, WB	39297
Histone H3K4me2 (mAb)	ChIP, ChIP-Seq, DB, ICC, IF, WB	39679
Histone H3K4me2 (pAb)	ChIP, ChIP-Seq, DB, WB	39141
Histone H3K4me3 (mAb)	ChIP, ChIP-Seq, ICC, IF, WB	61379
Histone H3K4me3 (pAb)	ChIP, ChIP-Seq, DB, ICC, IF, IHC, WB	39159
Histone H3K4me3 (pAb)	ChIP, ChIP-Seq, DB, ICC, IF, WB	39915
Histone H3K56ac (mAb)	ChIP, DB	61061
Histone H3K56ac (pAb)	ChIP, ChIP-Seq, DB, WB	39281
Histone H3K56me1 (pAb)	DB, WB	39273
Histone H3K56me2 (pAb)	DB, WB	39277
Histone H3K79ac (pAb)	ChIP, DB, WB	39565
Histone H3K79me1 (pAb)	ChIP, DB, WB	39921
Histone H3K79me2 (pAb)	ChIP, ChIP-Seq, DB, WB	39143
Histone H3K79me2me3 (pAb)	DB, WB	61543
Histone H3K9ac (mAb)	ChIP, ChIP-Seq, DB, ICC, IF, WB	61251
Histone H3K9ac (pAb)	ChIP, ChIP-Seq, DB, IF, WB	39137
Histone H3K9ac (pAb)	ChIP, ChIP-Seq, DB, ICC, IF, WB	39917
Histone H3K9me0 (mAb)	WB	61399
Histone H3K9me1 (mAb)	ChIP, DB, WB	39681
Histone H3K9me1 (pAb)	ChIP-Seq, DB, ICC, IF, WB	39249
Histone H3K9me1me2me3 (pAb)	DB, ICC, IF, WB	39241
Histone H3K9me2 (mAb)	ChIP, DB, ICC, IF, WB	39683
Histone H3K9me2 (pAb)	ChIP, DB, ICC, IF, IP, WB	39375
Histone H3K9me3 (mAb)	DB, ICC, IF, WB	39285
Histone H3K9me3 (mAb)	ChIP, DB, ICC, IF, WB	61013
Histone H3K9me3 (pAb)	ChIP, ChIP-Seq, DB, ICC, IF, IHC, WB	39161
Histone H3R17me2a (asymmetric) (pAb)	ChIP, DB, IF, IHC, WB	39709
Histone H3R17me2aK18ac (pAb)	ChIP, DB, WB	61613

The lists above are a small subset of our over 700 antibodies, > 80% of which are available in a **convenient sample size**.

For an up-to-date list of all available antibodies, please visit [www.activemotif.com/abs](http://www.activemotif.com/abs).

Description	Applications	Cat. No.
<b>HISTONES, continued</b>		
Histone H3R2me2s (symmetric) (pAb)	DB, IF, WB	39703
Histone H3R8me1 (pAb)	DB, WB	39673
Histone H3R8me2a (asymmetric) (pAb)	ChIP, ChIP-Seq, DB, WB	39651
Histone H3S10ph (mAb)	DB, ICC, IF, WB	39636
Histone H3S10ph (mAb)	ELISA, ICC, IF, WB	61623
Histone H3S10ph (pAb)	ChIP, DB, ICC, IF, WB	39253
Histone H3S10phS28ph (pAb)	ChIP, ICC, IF, WB	39147
Histone H3S28ph (mAb)	ELISA, IF, WB	39098
Histone H3S28ph (mAb)	ICC, IF, WB	61695
Histone H3S28ph (pAb)	DB, WB	39149
Histone H3T11ph (mAb)	DB, WB	39821
Histone H3T11ph (pAb)	ChIP, ChIP-Seq, DB, WB	39151
Histone H3T32ph (mAb)	ICC, IF, WB	61777
Histone H3T3ph (pAb)	DB, ICC, IF, WB	39153
Histone H3T45ph (pAb)	DB, WB	39737
Histone H4 (mAb)	ChIP, WB	61521
Histone H4 (pAb)	ChIP, ChIP-Seq, WB	61299
Histone H4ac (pan-acetyl) (mAb)	ICC, IF, WB	39967
Histone H4ac (pan-acetyl) (pAb)	ChIP, ChIP-Seq, DB, ICC, IF, WB	39925
Histone H4H18ph (pAb)	DB, WB	61413
Histone H4K12ac (mAb)	ChIP, DB, WB	61527
Histone H4K12ac (pAb)	ChIP, ChIP-Seq, DB, ICC, IF, WB	39165
Histone H4K16ac (mAb)	ChIP, DB, WB	61529
Histone H4K16ac (pAb)	ChIP, ChIP-Seq, DB, IF, WB	39167
Histone H4K20ac (mAb)	ChIP, DB	61531
Histone H4K20me1 (mAb)	ChIP, ChIP-Seq, DB, ICC, IF, WB	39727
Histone H4K20me2 (mAb)	DB, WB	61533
Histone H4K20me3 (mAb)	ChIP, DB, ICC, WB	39671
Histone H4K31me1 (pAb)	DB, IF, WB	39385
Histone H4K5ac (mAb)	ChIP, DB, WB	61523
Histone H4K5ac (pAb)	ChIP, DB, ICC, IF, WB	39583
Histone H4K5ac (pAb)	ChIP, ChIP-Seq, DB, IF, WB	39699
Histone H4K8ac (mAb)	ChIP, DB, WB	61525
Histone H4K8ac (pAb)	WB	39171
Histone H4K8ac (pAb)	ChIP, ChIP-Seq, DB, ICC, IF, WB	61103
Histone H4K8K12K16 (pan-biotinylated)(pAb)	DB	61393
Histone H4R3me2a (asymmetric) (pAb)	ChIP, DB, IF, WB	39705
Histone H4R3me2s (symmetric) (pAb)	ChIP, ChIP-Seq, DB, WB	61187
Histone macroH2A1 (pAb)	ICC, IF, WB	39593
Histone macroH2A1.1 (pAb)	ICC, IF, IHC, WB	39871
Histone macroH2A1.2 (mAb)	ICC, IF, IHC, WB	61427
Histone macroH2A2 (pAb)	ICC, IF, IHC, WB	39873

Description	Applications	Cat. No.
<b>Transcriptional Regulation</b>		
AATF / Che-1 (mAb)	IF, WB	61789
AbFlex® Ago 1/2/3 (rAb)	IP	91217
AbFlex® ATM phospho Ser1981 (rAb)	DB, WB	91207
AbFlex® Bcl6 (rAb)	WB	91287
AbFlex® BMI-1 (rAb)	ChIP, ChIP-Seq, WB	91195
AbFlex® BRD4 (rAb)	ChIP, ChIP-Seq	91301
AbFlex® c-Myc (rAb)	WB	91213
AbFlex® Cas9 (rAb)	ChIP, ChIP-Seq, ELISA, WB	91123
AbFlex® CHD3 (rAb)	IP, WB	91273
AbFlex® CTCF (rAb)	ChIP-Seq, WB	91285
AbFlex® Dicer (rAb)	WB	91241
AbFlex® EED (rAb)	ChIP, ChIP-Seq, ELISA	91135
AbFlex® EZH2 (rAb)	IP	91159
AbFlex® HIF-1 alpha (rAb)	ELISA	91139
AbFlex® HSP72 (rAb)	WB	91303
AbFlex® JMJD2A (rAb)	ELISA, WB	91143
AbFlex® JMJD2C / KDM4C (rAb)	WB	91307
AbFlex® KDM5A (rAb)	ChIP-Seq, WB	91211
AbFlex® MAZ (rAb)	WB	91205
AbFlex® MEIS 1/2/3 (rAb)	WB	91259
AbFlex® Mi-2 beta (CHD4) (rAb)	WB	91275
AbFlex® MITF (rAb)	ChIP-Seq	91201
AbFlex® Nanog (rAb)	WB	91251
AbFlex® Notch1 (rAb)	WB	91243
AbFlex® Nucleolin (rAb)	WB	91231
AbFlex® p53 (rAb)	WB	91247
AbFlex® PBX2 antibody (rAb)	WB	91227
AbFlex® RNA Pol II antibody (rAb)	ChIP, ChIP-Seq, IF, WB	91151
AbFlex® RNA pol II CTD phospho Ser2 (rAb)	ChIP, ChIP-Seq, ELISA, ICC, IF, WB	91115
AbFlex® RNA pol II CTD phospho Ser5 (rAb)	ChIP, ChIP-Seq, ELISA, ICC, IF, WB	91119
AbFlex® RNA Pol II CTD phospho Tyr1 (rAb)	ELISA, IF, WB	91219
AbFlex® Snail (rAb)	WB	91255
AbFlex® Suz12 (rAb)	IP	91163
AbFlex® TET1 (rAb)	ChIP-Seq	91171
AEBP2 (pAb)	WB	61539
AIB1 / SRC-3 (pAb)	ChIP, WB	39797
AIB3 (pAb)	IHC, WB	39835
AID (mAb)	ChIP, WB	39885
AIRE (pAb)	WB	61139
AML-2/Runx3 (pAb)	ChIP, EMSA, ICC, IHC, WB	39301
AML-3/Runx2 (pAb)	EMSA, ICC	39302
AP-2 (pAb)	ChIP, EMSA, IHC, WB	39001
APOBEC2 (pAb)	WB	39985
ARID3A (pAb)	WB	61615

The lists above are a small subset of our over 700 antibodies, > 80% of which are available in a **convenient sample size**.

For an up-to-date list of all available antibodies, please visit [www.activemotif.com/abs](http://www.activemotif.com/abs).

Description	Applications	Cat. No.	Description	Applications	Cat. No.
<b>Transcriptional Regulation, continued</b>					
ASH2L (pAb)	ChIP, ChIP-Seq, WB	39099	DHX9 (mAb)	ICC, IF, WB	61705
ATAD2 (pAb)	IP, WB	61369	DMAP1 (pAb)	IP, WB	61675
ATF-2 (pAb)	WB	40977	DPI (pAb)	WB	61145
ATF-2 phospho Thr71 (mAb)	WB	40975	DR4 (mAb)	WB	40934
ATF-6 (mAb)	ChIP, EMSA, FC, IHC, WB	40962	DR6 (pAb)	WB	40927
ATF1 (pAb)	WB	61563	E1A (mAb)	ICC, IF, IP, WB	39771
ATF4 (pAb)	WB	61655	EDF1 (pAb)	IP, WB	61257
ATRX (pAb)	WB	61049	EED (mAb)	ChIP, ChIP-Seq, IHC	61203
BAP1 (pAb)	WB	61501	EKLF (mAb)	ChIP, IP, WB	61233
BAZ2A (pAb)	WB	61707	Elk-1 (pAb)	IP, WB	61301
beta-Catenin (pAb)	IP, WB	61487	ERR- $\alpha$ (pAb)	WB	61047
BLIMP1 / PRDM1 (pAb)	WB	61053	ETO / RUNX1T1 (pAb)	IP, WB	61109
BMI-1 (mAb)	ChIP, ChIP-Seq, IF, IHC, WB	39993	Ets-1 (pAb)	ChIP-Seq, WB	39580
Boris / CTCFL (pAb)	ChIP, ChIP-Seq, WB	39851	EuHMT1 (pAb)	WB	39777
BRD2 (pAb)	ChIP, ChIP-Seq	61797	EZH1 (pAb)	WB	61583
BRD4 (pAb)	ChIP, ChIP-Seq, IHC, WB	39909	EZH2 (pAb)	ChIP, ChIP-Seq, IHC, IP	39901
BRD8 / SMAP2 (pAb)	ChIP, ChIP-Seq, WB	61007	EZH2 (pAb)	ChIP, IF, IP, WB	39933
BRD9 (pAb)	ChIP, ChIP-Seq, IHC, IP, WB	61537	FosB (mAb)	WB	40960
c-Fos (pAb)	WB	61421	FOXG1 (pAb)	ChIP, ChIP-Seq, WB	61211
c-Myc (mAb)	EMSA, IP, WB	61075	FOXL2 (pAb)	WB	61283
C17orf96 (pAb)	WB	61753	FOXM1 (pAb)	WB	61693
C17orf96 phospho Ser15 (pAb)	DB	61745	FOXO1/FKHR (pAb)	IP, WB	39629
CAF-1 p150 (mAb)	ICC, IF, IP, WB	39997	FOXO3 (pAb)	WB	61593
CARM1 (pAb)	ChIP, IHC, IP, WB	39251	FOXO4 (pAb)	WB	61573
Cas9 (mAb)	ChIP, ICC, IF, IP, WB	61577	FOXP1 (mAb)	ChIP, EMSA, WB	61309
CBX8 (pAb)	WB	61237	GATA-1 (pAb)	ChIP, ChIP-Seq	61535
CDK8 (pAb)	ChIP, ChIP-Seq, WB	61481	GATA-4 (pAb)	WB	39893
CDK9 (pAb)	WB	61559	GATA-6 (pAb)	ICC, IF, WB	61063
CDX1 (mAb)	ChIP, IF, IHC, WB	61791	GCN5 (pAb)	IP, WB	39831
CHD1 (mAb)	ICC, IF, WB	39989	Geminin (pAb)	IF, IP, WB	61135
CHD2 (pAb)	WB	39363	GFI1 (pAb)	WB	61553
CHD3 (mAb)	ICC, IF, IP, WB	61469	GLI1 (pAb)	WB	61215
Chd5 (mAb)	ICC, IF, WB	61683	GLIS1 (mAb)	IF, WB	61801
CoREST (pAb)	WB	39955	Goosecoid (pAb)	WB	61121
CREB (mAb)	WB	40961	HIF-1 alpha (mAb)	IHC, WB	61275
CTBP (pAb)	WB	39847	HIF-1 alpha (pAb)	ChIP, ChIP-Seq, WB	39665
CTBP2 (pAb)	ChIP, ChIP-Seq, WB	61261	HIPK1 (mAb)	ICC, IF	39725
CTCF (pAb)	ChIP, ChIP-Seq, EMSA, ICC, IF, IHC, WB	61311	HIPK2 (mAb)	ICC, IF, IHC, IP, WB	39677
CtIP (mAb)	ICC, IF, IP, WB	61141	HIRA (mAb)	IP, WB	39555
CUL4B (pAb)	WB	61445	HIRA (mAb)	ICC, IF, WB	39557
CXXC1 (pAb)	WB	39203	HMG-1 (pAb)	WB	39551
Cxxc4 (pAb)	WB	61679	HMGAI (pAb)	ICC, IF, WB	39615
DAX-1 / NROB1 (mAb)	ICC, IF, IHC, WB	39983	HMGAI2 / HMGI-C (pAb)	IP, WB	61041
Ddit3 (mAb)	IP, WB	61349	HMGNI (pAb)	IP, WB	39833
			Hmgn2 (pAb)	WB	61353

The lists above are a small subset of our over 700 antibodies, > 80% of which are available in a **convenient sample size**.

For an up-to-date list of all available antibodies, please visit [www.activemotif.com/abs](http://www.activemotif.com/abs).



Description	Applications	Cat. No.
<b>Transcriptional Regulation, continued</b>		
HNF-3 $\alpha$ / FOXA1 (mAb)	ChIP, ChIP-Seq, IHC, WB	39837
HNF-3 $\beta$ / FOXA2 (pAb)	IHC, WB	39827
HNF4A (pAb)	ICC, IF, WB	61189
HOXA9 (pAb)	WB	39825
HP1 gamma phospho Ser93 (pAb)	WB	39655
HP1 $\alpha$ (pAb)	WB	39295
HP1 $\beta$ (mAb)	ICC, IF, IP, WB	39979
HSC70 / HSP7C (mAb)	ICC, IF, IP, WB	61207
HSP72 (mAb)	ICC, IF, IP, WB	61209
Ikaros (mAb)	ChIP, ChIP-Seq, WB	39355
Ikaros (pAb)	ChIP, EMSA, WB	39291
IKKi/IKK $\epsilon$ (pAb)	WB	40957
IKK $\alpha$ (mAb)	WB	40905
IKK $\beta$ (mAb)	WB	40906
IKK $\beta$ (mAb)	IP, WB	40907
IKK $\gamma$ (mAb)	WB	40908
ING1 (mAb)	ICC, IF, WB	61459
INHAT-1/TAF-1 $\alpha$ /TAF-1 $\beta$ (pAb)	ICC, WB	39202
INHAT-2/pp32 (pAb)	WB	39213
IRF-2 (pAb)	WB	61281
IRF-3 (pAb)	ChIP, WB	39371
IRF-4 (pAb)	WB	61511
IRF-5 (pAb)	ChIP, ChIP-Seq, WB	61269
I $\kappa$ B $\alpha$ (mAb)	WB	40903
I $\kappa$ B $\alpha$ phospho Ser32,36 (mAb)	WB	40904
JARID1C / KDM5C (pAb)	WB	39263
JMJD2A (mAb)	WB	39815
JMJD2B / KDM4B (pAb)	ICC, IF, IP, WB	61221
JMJD2D (pAb)	WB	39247
JMJD2F (pAb)	WB	39257
JunB (pAb)	WB	39549
JunD (pAb)	ChIP-Seq, IP, WB	61403
Kaiso (mAb)	WB	39365
KLF4 (pAb)	WB	39745
KLF5 (pAb)	ChIP, ChIP-Seq, ICC, IF, WB	61099
KLF6 (mAb)	IHC, WB	61297
KLF6 (pAb)	WB	61243
KMT2E (MLL5) (pAb)	WB	61447
L3MBTL1 (pAb)	ChIP, WB	39182
L3MBTL2 (pAb)	IP, WB	39569
LAP2 alpha (mAb)	WB	39267
LIN28A (pAb)	ICC, IF, WB	61191
LSD1 / KDM1A (pAb)	ChIP, IP, WB	39186
LXR- $\alpha$ (pAb)	ChIP, ChIP-Seq, WB	61175

Description	Applications	Cat. No.
LXR- $\beta$ (pAb)	ChIP, ChIP-Seq, WB	61177
MAF (pAb)	WB	61635
MALTI (mAb)	WB	39395
MASH1 (mAb)	IHC, WB	61271
MAZ (mAb)	ChIP, EMSA, WB	39935
MBD1 (pAb)	WB	39857
MBD2 (pAb)	WB	39547
MBD3 (mAb)	WB	39216
MBD4 (pAb)	WB	39217
MeCP2 (mAb)	ChIP, ICC, IF, IHC, IP, WB	61285
MeCP2 (pAb)	WB	39188
MeCP2 phospho Ser80 (pAb)	WB	39733
MED1 (pAb)	IP, WB	61065
MED15 (pAb)	IP, WB	61589
MEIS 1/2/3 (mAb)	ChIP, EMSA, ICC, IF, IHC, WB	39795
Menin (pAb)	ChIP, ChIP-Seq, WB	61005
Mi-2 (mAb)	IF, IP, WB	61463
Mi-2 beta (mAb)	WB	39695
Mi-2 beta (pAb)	ICC, IF, IHC, WB	39289
MINA (pAb)	WB	61713
MITF (mAb)	ChIP, ChIP-Seq, EMSA, ICC, IF, IP, WB	39789
MLL / HRX (mAb)	ChIP, IP, WB	39829
MMSET / WHSC1 (mAb)	ICC, IF, WB	39879
MRG15 (pAb)	WB	39361
MTA2 (pAb)	WB	39359
MXD1 (mAb)	ChIP, IP, WB	61739
Myf-5 (mAb)	ICC, IF, WB	39801
MyoD (mAb)	ICC, IF, WB	39991
N-Myc (pAb)	ChIP-Seq, WB	61185
Nanog (mAb)	ICC, IF, WB	61627
Nanog (pAb)	ChIP, ChIP-Seq, ICC, IF, WB	61419
NCOA1 (pAb)	WB	61653
NCoA4 / ELE1 (pAb)	WB	39895
NF-1A (pAb)	ICC, IF, IHC, WB	39397
NF-1B2 (pAb)	ChIP, EMSA, IF, WB	39091
NFATC2 (pAb)	IP, WB	61621
NF $\kappa$ B p100 (pAb)	WB	39687
NF $\kappa$ B p50 (pAb)	WB	39037
NF $\kappa$ B p65 (mAb)	ChIP, WB	40916
NF $\kappa$ B p65 (pAb)	ChIP, ChIP-Seq, EMSA, WB	39369
NF $\kappa$ B p65 phospho Ser529 (pAb)	WB	39691
NF $\kappa$ B p65 phospho Ser536 y (pAb)	WB	39675
NKX2.5 (pAb)	WB	61267
NonO (pAb)	IP, WB	61247
Notch1 (mAb)	WB	61147

The lists above are a small subset of our over 700 antibodies, > 80% of which are available in a **convenient sample size**.

For an up-to-date list of all available antibodies, please visit [www.activemotif.com/abs](http://www.activemotif.com/abs).

Description	Applications	Cat. No.
<b>Transcriptional Regulation, continued</b>		
Notch3 (mAb)	WB	61149
NR0B1 (pAb)	WB	61661
NR2C2 (pAb)	WB	61279
NR3C1 (pAb)	WB	61519
NRF1 (pAb)	WB	61673
NRF2 (pAb)	ChIP, ChIP-Seq, WB	61599
Nucleolin (mAb)	ICC, IF, WB	39541
O-GlcNAc (mAb)	IP, WB	61453
Oct-4 (pAb)	ChIP, ChIP-Seq, ICC, IF, WB	39811
OGA/O-GlcNAcase (pAb)	IP, WB	61425
OGT/O-GlcNAc transferase (pAb)	ChIP, ChIP-Seq, WB	61355
Osteoprotegerin (OPG) (mAb)	WB	40938
p53 (mAb)	ChIP, IP, WB	39553
p53 (pAb)	WB	61657
p73 (mAb)	WB	40972
p73 $\Delta$ N (mAb)	WB	40973
PAF1 (pAb)	WB	61567
PAX5 (pAb)	WB	61565
PAX6 (pAb)	WB	61611
PAX7 (mAb)	ICC, IF, WB	39803
PAX9 (mAb)	IHC, WB	61077
PBRM1 (pAb)	ChIP-Seq, WB	61381
PBX, long form (mAb)	WB	61151
PBX1b (mAb)	ChIP, IHC, WB	61165
PBX2 (mAb)	IHC, WB	61155
PCL2 (mAb)	WB	61153
PDX1 (pAb)	WB	61289
PELP1 (pAb)	WB	61263
PGC1- $\beta$ (pAb)	WB	39859
PHB / Prohibitin (pAb)	WB	61217
Phc1 (mAb)	ICC, IF, IP, WB	39723
Phc2 (mAb)	ChIP, ICC, IF, IP, WB	39661
PHF20 (pAb)	WB	61123
PHF6 (pAb)	WB	61807
PHF8 (pAb)	WB	39711
PIM2 (mAb)	IHC, WB	61159
PITX2 (pAb)	WB	61303
PKC-B (pAb)	WB	61733
PKM2 (pAb)	WB	61423
PLZF (mAb)	ChIP, ICC, IF, IP, WB	39987
PML (mAb)	ICC, IF, IP, WB	39773
POLR2B (pAb)	IP, WB	61557
PP2A (pAb)	ChIP, WB	39192
PPM1D (pAb)	WB	61591

Description	Applications	Cat. No.
PRDM1 / BLIMP1 (mAb)	IHC, IP, WB	61167
PRMT5 (pAb)	ChIP-Seq, WB	61001
PRMT6 (pAb)	WB	61003
Progerin (mAb)	ICC, IF, WB	39965
Prox1 (mAb)	IF, WB	61091
Prox1 (mAb)	ICC, IF, IHC	61093
PXR (pAb)	WB	39589
RAP1 / TERF2IP (mAb)	WB	61235
RAR- $\alpha$ (mAb)	EMSA, IHC, WB	39971
RAR- $\beta$ (mAb)	EMSA, IHC, WB	61027
RAR- $\gamma$ (mAb)	EMSA, IHC, WB	39973
RB1 (pAb)	IP, WB	61585
RbAp46/48 (pAb)	ChIP, WB	39198
RBBP5 (pAb)	ChIP, ChIP-Seq, WB	61405
RBM39 (pAb)	WB	61669
RBPJ (mAb)	ChIP, EMSA, ICC, IF	61505
REST (pAb)	WB	61571
RING1 (pAb)	WB	61517
Ring1B (mAb)	ChIP, ChIP-Seq, ICC, IF, IP, WB	39663
RNA pol II (mAb)	ChIP, ChIP-Seq, ICC, IF, WB	39097
RNA pol II (mAb)	ChIP, ChIP-Seq, ICC, IF, WB	61667
RNA pol II CTD phospho Ser2 (mAb)	ChIP, ChIP-Seq, ICC, IF, IP, WB	61083
RNA pol II CTD phospho Ser2 (pAb)	IP, WB	39563
RNA pol II CTD phospho Ser5 (mAb)	ChIP, ChIP-Seq, ICC, IF, IP, WB	61085
RNA pol II CTD phospho Ser5 (pAb)	ChIP, ICC, IF, WB	39233
RNA pol II CTD phospho Ser5 (pAb)	ChIP, ChIP-Seq, WB	39749
RNA pol II CTD phospho Ser7 (mAb)	ChIP, ChIP-Seq, ICC, IF, IP, WB	61087
RNA pol II CTD phospho Ser7 (mAb)	ICC, IF, WB	61703
RNA pol II CTD phospho Thr4 (mAb)	ChIP, DB, ELISA, ICC, IF, IP, WB	61361
RNA pol II CTD phospho Thr4 (pAb)	WB	61307
RNA pol II CTD phospho Tyr1 (mAb)	ChIP, IP, WB	61383
RNA pol II CTD Ser2ph / Ser5ph (mAb)	ChIP, ChIP-Seq, ICC, IF, WB	61665
Rsf1 (pAb)	WB	39579
RUVBL1 (pAb)	WB	61711
RXR- $\gamma$ (mAb)	EMSA, IHC, WB	61033
RYBP (pAb)	WB	61461
SALL4 (pAb)	IP, WB	39957
SATB1 (pAb)	WB	39839
SATB2 (pAb)	WB	61575
SET8 / PR-SET7 (pAb)	WB	61009
SFMBT1 (pAb)	ChIP, ChIP-Seq, IF, IP, WB	61759
SIN3A (pAb)	ChIP, WB	39865
SIPI1 (mAb)	ICC, IF, IHC, WB	61095
SIPI1 (pAb)	WB	61113
SIRT1 (mAb)	ICC, IF, IP, WB	39353

The lists above are a small subset of our over 700 antibodies, > 80% of which are available in a **convenient sample size**.

For an up-to-date list of all available antibodies, please visit [www.activemotif.com/abs](http://www.activemotif.com/abs).

Description	Applications	Cat. No.	Description	Applications	Cat. No.
<b>Transcriptional Regulation, continued</b>			STAT5B (pAb)	IP, WB	61137
SIRT2 (mAb)	WB	61365	STAT6 (pAb)	WB	61547
SIRT2 (pAb)	ICC, IF, WB	61045	Supt16H / Spt16 (pAb)	WB	61441
SIRT2 phospho Ser331 (mAb)	WB	61363	SUV39H1 (mAb)	ChIP, ICC, IP, WB	39785
SIRT6 (pAb)	IP, WB	39911	Suz12 (mAb)	ChIP, IHC, IP	39877
SMAD3 (pAb)	WB	61249	Suz12 (pAb)	ChIP, ChIP-Seq, IF, WB	39357
SMAD4 (pAb)	IP, WB	61631	TAL-1 (mAb)	EMSA, IHC, WB	61259
SMARCA1 / SNF2L1 (mAb)	IHC, WB	61465	TAZ / WWTR1 (pAb)	WB	61265
SMARCA2 / BRM (mAb)	ChIP, ICC, IF, WB	39805	TCF4 (pAb)	WB	61609
SMARCA4 / BRG1 (mAb)	ICC, IF, WB	39807	TCF7 (pAb)	WB	61579
SMARCA4 (mAb)	ICC, IF, WB	61625	TCF7L1 / TCF3 (pAb)	ChIP, ChIP-Seq, WB	61125
SMARCA5 (mAb)	ChIP, ICC, IF, IP, WB	39543	TDG / Thymine-DNA glycosylase (pAb)	WB	61437
SMARCAL1 / HARP (mAb)	IP, WB	61115	TEAD1 (pAb)	WB	61643
SMARCB1 (mAb)	ICC, IF, WB	61649	Tet1 (mAb)	ChIP-Seq, ICC, IF, IP, WB	61741
SMARCC1 / BAF155 (pAb)	ICC, IF, WB	61409	Tet1 (pAb)	ChIP, ChIP-Seq, IHC	61443
SMARCC2 / BAF170 (pAb)	ICC, IF, WB	61471	Tet2 (mAb)	IP, WB	61389
SMARCE1 (pAb)	WB	61729	Tet3 (mAb)	ICC, IF, IP, WB	61743
SMRT / NCoR2 (mAb)	WB	61105	Tet3 (pAb)	ChIP, WB	61395
SMRT / NCoR2 (pAb)	WB	39845	TIEG1 / KLF10 (pAb)	WB	61117
Smyd3 (pAb)	IHC, WB	61407	TORC2 (pAb)	IP, WB	39779
SNAIL / Snail (mAb)	IHC, WB	61367	TRIM24 (pAb)	IP, WB	61551
SND1 (mAb)	ICC, IF, IHC, IP, WB	61473	TRIM37 (pAb)	WB	61747
SNF5 (pAb)	WB	39775	TWIST (mAb)	ICC, IF, IHC, WB	61097
Sox11 (pAb)	WB	61181	UBE2N (pAb)	WB	39224
Sox2 (pAb)	ChIP, ChIP-Seq, ICC, IF, WB	39843	Ubn1 (pAb)	WB	39869
SOX6 (pAb)	WB	61749	Uhrf1 (mAb)	ICC, IF, IHC, IP, WB	61341
Sp1 (pAb)	ChIP, ChIP-Seq, IF, WB	39058	UTF1 (pAb)	WB	61253
Sp1 non-phospho (pAb)	WB	39809	VDR (pAb)	WB	61555
Sp1 phospho Ser101 (pAb)	WB	39757	YAP1 (pAb)	IP, WB	61293
SP3 (pAb)	WB	61569	YY1 (pAb)	ChIP-Seq, IHC, IP, WB	61779
SREBP-1 (mAb)	EMSA, IP, WB	39939	ZEB1 (pAb)	IP, WB	61119
SREBP-2 (mAb)	WB	39941			
SRF (mAb)	ChIP, ChIP-Seq, IF, IHC, WB	61385			
SSRP1 (pAb)	WB	61455			
STAT1 phospho Ser727 (pAb)	DB, WB	39633			
STAT1 $\alpha$ (pAb)	WB	39059			
STAT2 (pAb)	IP, WB	61651			
STAT2 phospho Tyr689 (pAb)	DB, WB	39611			
STAT3 (pAb)	WB	61645			
STAT3 phospho Ser727 (pAb)	DB, WB	39613			
STAT3 phospho Tyr705 (pAb)	DB, WB	39595			
STAT4 (pAb)	WB	61507			
STAT5A (pAb)	IP, WB	61133			
STAT5A/B phospho Ser726/Ser731 (pAb)	DB, WB	39597			
STAT5A/B phospho Tyr694/Tyr699 (pAb)	DB, WB	39617			

The lists above are a small subset of our over 700 antibodies, > 80% of which are available in a **convenient sample size**.

For an up-to-date list of all available antibodies, please visit [www.activemotif.com/abs](http://www.activemotif.com/abs).



#### UNITED STATES

1914 Palomar Oaks Way, Suite 150  
Carlsbad, CA 92008 USA  
Toll Free: 1 877 222 9543  
Direct: 1 760 431 1263  
Fax: 1 760 431 1351  
sales@activemotif.com



#### EUROPE

Waterloo Atrium  
Drève Richelle 167 – boîte 4  
BE-1410 Waterloo, Belgium  
Germany Free Phone: 0800/181 99 10  
France Free Phone: 0800/90 99 79  
UK Free Phone: 0800/169 31 47  
Other Countries, Direct: +32 (0)2 653 0001  
Fax: +32 (0)2 653 0050  
eurotech@activemotif.com



#### JAPAN

Azuma Bldg. 7th Floor  
2-21 Ageba-Cho  
Shinjuku-Ku  
Tokyo, 162-0824, Japan  
Direct: +81 (0)3 5225 3638  
Fax: +81 (0)3 5261 8733  
japantech@activemotif.com



#### CHINA

787 Kangqiao Rd.  
Bldg. 10, Suite 202  
Pudong District  
Shanghai, 201315, China  
Hotline: 400 018 8123  
Direct: +86 21 2092 6090  
techchina@activemotif.com



Enabling Epigenetics Research