

Recombinant THR β protein

Catalog No: 81120, 81820

Expressed In: Baculovirus

Quantity: 20, 1000 μ g

Concentration: 0.35 μ g/ μ l

Source: Human

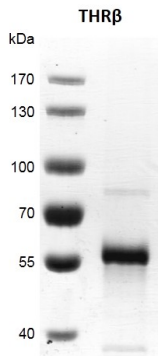
Buffer Contents: Recombinant THR β protein is supplied in 25 mM HEPES-NaOH pH 7.5, 500 mM NaCl, 10% glycerol, 0.04% Triton X-100, and 0.5 mM TCEP.

Background: THR β (Thyroid Hormone Receptor Beta, also known as ERBA2) is a nuclear hormone receptor for triiodothyronine. It is one of the several receptors for thyroid hormone, and has been shown to mediate the biological activities of thyroid hormone. Knockout studies in mice suggest that the different receptors, while having certain extent of redundancy, may mediate different functions of thyroid hormone. THR β is a high affinity receptor for thyroid hormones, including triiodothyronine and thyroxine. It can act as a repressor or activator of transcription.

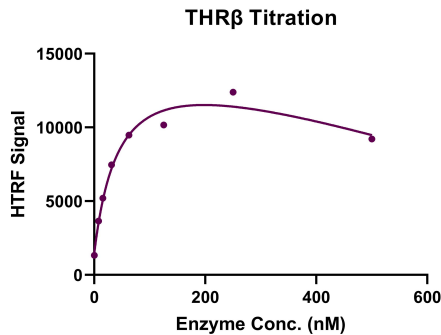
Protein Details: Recombinant human THR β protein was expressed in a baculovirus expression system as the full length protein (accession number NP_000452.2) with an N-terminal FLAG tag. The molecular weight of the protein is 54.1 kDa.

Application Notes: This product was manufactured as described in Protein Details. Where possible, Active Motif has developed functional or activity assays for recombinant proteins. Additional characterization such as enzyme kinetic activity assays, inhibitor screening or other biological activity assays may not have been performed for every product. All available data for a given product is shown on the lot-specific Technical Data Sheet.

Storage and Guarantee: Recombinant proteins in solution are temperature sensitive and must be stored at -80°C to prevent degradation. Avoid repeated freeze/thaw cycles and keep on ice when not in storage. This product is for research use only and is not for use in diagnostic procedures. This product is guaranteed for 6 months from date of arrival.

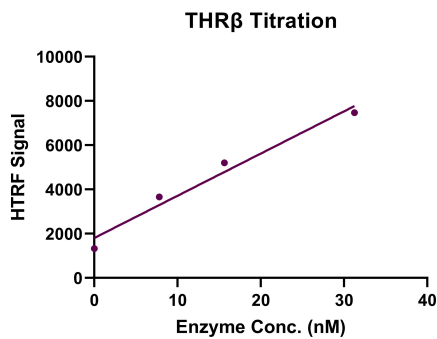


Recombinant THRβ protein gel
 10% SDS-PAGE Coomassie staining
 MW: 54.1 kDa
 Purity: >88%



HTRF Assay for Recombinant THRβ protein activity.

1 μM substrate DNA (5'-Biotin AGAGGTCAAAGGTCAAG-3') were incubated with different concentrations of THRβ protein in HTRF binding buffer contain 50mM HEPES-NaOH pH 7.4, 0.1% BSA for 1 hour, then 10 μl detection reagents contain anti-His antibody (1:100) and SA-XL665 (1:100) diluted with 1× Detection Buffer were added and incubated for 30 min. All the operations and reactions were performed at room temperature. HTRF assay was used for detection.



HTRF Assay for Recombinant THRβ protein activity.

1 μM substrate DNA (5'-Biotin AGAGGTCAAAGGTCAAG-3') were incubated with different concentrations of THRβ protein in HTRF binding buffer contain 50mM HEPES-NaOH pH 7.4, 0.1% BSA for 1 hour, then 10 μl detection reagents contain anti-His antibody (1:100) and SA-XL665 (1:100) diluted with 1× Detection Buffer were added and incubated for 30 min. All the operations and reactions were performed at room temperature. HTRF assay was used for detection.