

## Recombinant YEATS4 (GAS41) protein

---

**Catalog No:** 81193, 81793

**Lot No:** 19418001

**Expressed In:** *E. coli*

**Quantity:** 100, 1000 µg

**Concentration:** 0.4 µg/µl

**Source:** Human

**Buffer Contents:** Recombinant YEATS4 / GAS41 protein is supplied in 25 mM Tris-HCl pH 7.4, 500 mM NaCl, 10% glycerol, 1 mM Na-EDTA and 0.5 mM TCEP.

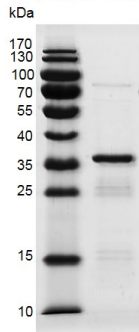
**Background:** YEATS4 also known as GAS41, is a component of the NuA4 histone acetyltransferase (HAT) complex which is involved in transcriptional activation of select genes principally by acetylation of nucleosomal histones H4 and H2A. It is found in the nucleoli and has high sequence homology to human MLLT1, and yeast and human MLLT3 proteins. Both MLLT1 and MLLT3 proteins belong to a class of transcription factors, indicating YEATS4 protein might also represent a transcription factor.

**Protein Details:** Recombinant YEATS4 / GAS41 protein as the full length protein (accession number NP\_006521.1) was expressed in *E. coli* cells with an N-terminal 6xHis tag and a C-terminal FLAG-Tag. The molecular weight of the protein is 31 kDa.

**Application Notes:** Recombinant YEATS4 / GAS41 protein is suitable for use in binding assay, inhibitor screening, and selectivity profiling.

**Storage and Guarantee:** Recombinant proteins in solution are temperature sensitive and must be stored at -80°C to prevent degradation. Avoid repeated freeze/thaw cycles and keep on ice when not in storage. This product is for research use only and is not for use in diagnostic procedures. This product is guaranteed for 6 months from date of arrival.

**YEATS4 / GAS41**



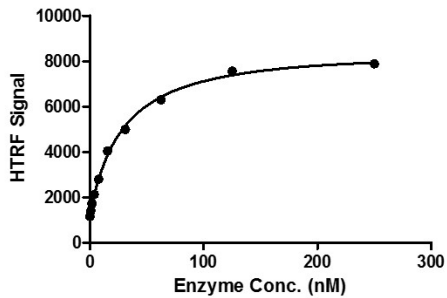
**Recombinant YEATS4 / GAS41 protein**

12.5% SDS-PAGE Coomassie staining

MW: 31 kDa

Purity: > 81%

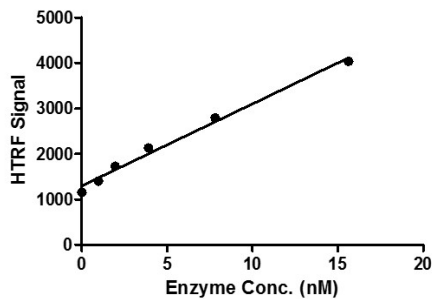
**YEATS4 / GAS41 Titration**



**Recombinant YEATS4 / GAS41 protein activity assay**

3  $\mu$ M H3K27cr (crotonylated Lysine 27) peptide was incubated with different concentrations of YEATS4 / GAS41 protein in a 10  $\mu$ l reaction system containing 50 mM HEPES-NaOH pH 7.4, 0.1% BSA for 1 hour, then 10  $\mu$ l FLAG antibody and SA-XL665 mixture (each 1:100 dilution in binding buffer) was added to each reaction system and incubated for 30 min. All the operations and reactions were performed at room temperature. HTRF assay was used for detection.

**YEATS4 / GAS41 Titration**



**Recombinant YEATS4 / GAS41 protein activity assay**

3  $\mu$ M H3K27cr (crotonylated Lysine 27) peptide was incubated with different concentrations of YEATS4 / GAS41 protein in a 10  $\mu$ l reaction system containing 50 mM HEPES-NaOH pH 7.4, 0.1% BSA for 1 hour, then 10  $\mu$ l FLAG antibody and SA-XL665 mixture (each 1:100 dilution in binding buffer) was added to each reaction system and incubated for 30 min. All the operations and reactions were performed at room temperature. HTRF assay was used for detection.